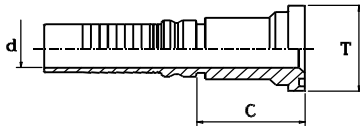


FLANGE SAE 3000

FLANGIA SAE 3000

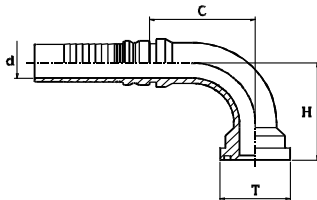


KPFDC-3

part nr. codice	hose ID			T			d		cut-off C	
	[in]	[mm]	size	[in]	[mm]	size	[in]	[mm]	[in]	[mm]
0754061227	3/4"	19,0	12	1,50	38,1	3/4	0,55	14,0	1,85	47,0
0754061233	3/4"	19,0	12	1,75	44,5	1	0,55	14,0	1,97	50,0
0754061633	1"	25,4	16	1,75	44,5	1	0,79	20,0	2,05	52,0
0754061642	1"	25,4	16	2,00	50,8	1.1/4	0,79	20,0	2,17	55,0
0754062042	1.1/4"	31,8	20	2,00	50,8	1.1/4	1,02	26,0	2,21	56,0
0754062048	1.1/4"	31,8	20	2,38	60,4	1.1/2	1,02	26,0	2,32	59,0
0754062448	1.1/2"	38,1	24	2,38	60,4	1.1/2	1,26	32,0	2,36	60,0
0754062451	1.1/2"	38,1	24	2,81	71,4	2	1,26	32,0	2,56	65,0
0754063251	2"	50,8	32	2,81	71,4	2	1,65	42,0	2,64	67,0

FLANGE SAE 3000 90° ELBOW

FLANGIA 90° SAE 3000

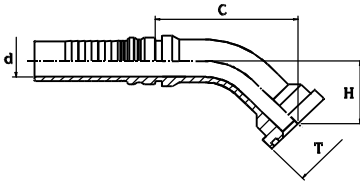


KPFDC-3-90

part nr. codice	hose ID			T			d		cut-off C		drop H	
	[in]	[mm]	size	[in]	[mm]	size	[in]	[mm]	[in]	[mm]	[in]	[mm]
0755061227	3/4"	19,0	12	1,50	38,1	3/4	0,55	14,0	1,93	49,0	2,17	55,0
0755061233	3/4"	19,0	12	1,75	44,5	1	0,55	14,0	2,13	54,0	2,29	58,0
0755061633	1"	25,4	16	1,75	44,5	1	0,79	20,0	2,64	67,0	2,60	66,0
0755061642	1"	25,4	16	2,00	50,8	1.1/4	0,79	20,0	2,72	69,0	2,96	75,0
0755062042	1.1/4"	31,8	20	2,00	50,8	1.1/4	1,02	26,0	3,47	88,0	3,07	78,0
0755062048	1.1/4"	31,8	20	2,38	60,4	1.1/2	1,02	26,0	3,47	88,0	3,35	85,0
0755062448	1.1/2"	38,1	24	2,38	60,4	1.1/2	1,18	30,0	4,14	105,0	3,55	90,0
0755062451	1.1/2"	38,1	24	2,81	71,4	2	1,18	30,0	3,86	98,0	3,55	90,0
0755063251	2"	50,8	32	2,81	71,4	2	1,58	40,0	4,96	126,0	4,33	110,0

FLANGE SAE 3000 45° ELBOW

FLANGIA 45° SAE 3000

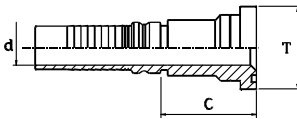


KPFDC-3-45

part nr. codice	hose ID			T			d		cut-off C		drop H	
	[in]	[mm]	size	[in]	[mm]	size	[in]	[mm]	[in]	[mm]	[in]	[mm]
0757061227	3/4"	19,0	12	1,50	38,1	3/4	0,55	14,0	2,80	71,0	1,30	33,0
0757061233	3/4"	19,0	12	1,75	44,5	1	0,55	14,0	2,80	71,0	1,22	31,0
0757061633	1"	25,4	16	1,75	44,5	1	0,79	20,0	3,31	84,0	1,38	35,0
0757061642	1"	25,4	16	2,00	50,8	1.1/4	0,79	20,0	3,47	88,0	1,54	39,0
0757062042	1.1/4"	31,8	20	2,00	50,8	1.1/4	1,02	26,0	3,86	98,0	1,81	46,0
0757062048	1.1/4"	31,8	20	2,38	60,4	1.1/2	1,02	26,0	3,94	100,0	1,89	48,0
0757062448	1.1/2"	38,1	24	2,38	60,4	1.1/2	1,18	30,0	5,28	134,0	1,61	41,0
0757062451	1.1/2"	38,1	24	2,81	71,4	2	1,18	30,0	5,28	134,0	1,61	41,0
0757063251	2"	50,8	32	2,81	71,4	2	1,58	40,0	5,20	132,0	1,85	47,0

FLANGE SAE 6000

FLANGIA SAE 6000

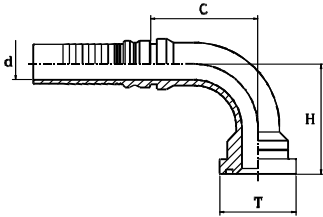


KPFDC-6

part nr. codice	hose ID			T			d		cut-off C	
	[in]	[mm]	size	[in]	[mm]	size	[in]	[mm]	[in]	[mm]
0765061227	3/4"	19,0	12	1,63	41,3	3/4	0,55	14,0	2,01	51,0
0765061233	3/4"	19,0	12	1,88	47,6	1	0,55	14,0	2,25	57,0
0765061633	1"	25,4	16	1,88	47,6	1	0,79	20,0	2,32	59,0
0765061642	1"	25,4	16	2,13	54,0	1.1/4	0,79	20,0	2,60	66,0
0765062042	1.1/4"	31,8	20	2,13	54,0	1.1/4	1,02	26,0	2,64	67,0
0765062048	1.1/4"	31,8	20	2,50	63,5	1.1/2	1,02	26,0	2,88	73,0
0765062448	1.1/2"	38,1	24	2,50	63,5	1.1/2	1,26	32,0	2,92	74,0
0765062451	1.1/2"	38,1	24	3,13	79,4	2	1,26	32,0	3,23	82,0
0765063251	2"	50,8	32	3,13	79,4	2	1,65	42,0	3,31	84,0

FLANGE SAE 6000 90° ELBOW

FLANGIA 90° SAE 6000

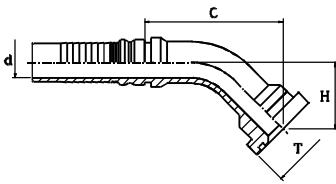


KPFDC-6-90

part nr. codice	hose ID			T			d		cut-off C		drop H	
	[in]	[mm]	size	[in]	[mm]	size	[in]	[mm]	[in]	[mm]	[in]	[mm]
0767061227	3/4"	19,0	12	1,63	41,3	3/4	0,55	14,0	2,13	54,0	2,25	57,0
0767061233	3/4"	19,0	12	1,88	47,6	1	0,55	14,0	2,09	53,0	2,40	61,0
0767061633	1"	25,4	16	1,88	47,6	1	0,79	20,0	2,72	69,0	2,92	74,0
0767061642	1"	25,4	16	2,13	54,0	1.1/4	0,79	20,0	2,72	69,0	3,19	81,0
0767062042	1.1/4"	31,8	20	2,13	54,0	1.1/4	1,02	26,0	3,47	88,0	3,23	82,0
0767062048	1.1/4"	31,8	20	2,50	63,5	1.1/2	1,02	26,0	3,47	88,0	3,51	89,0
0767062448	1.1/2"	38,1	24	2,50	63,5	1.1/2	1,18	30,0	4,14	105,0	4,02	102,0
0767062451	1.1/2"	38,1	24	3,13	79,4	2	1,18	30,0	3,86	98,0	4,33	110,0
0767063251	2"	50,8	32	3,13	79,4	2	1,58	40,0	5,20	132,0	5,20	132,0

FLANGE SAE 6000 45° ELBOW

FLANGIA 45° SAE 6000

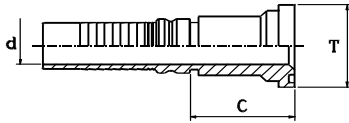


KPFDC-6-45

part nr. codice	hose ID			T			d		cut-off C		drop H	
	[in]	[mm]	size	[in]	[mm]	size	[in]	[mm]	[in]	[mm]	[in]	[mm]
0769061227	3/4"	19,0	12	1,63	41,3	3/4	0,55	14,0	2,76	70,0	1,30	33,0
0769061233	3/4"	19,0	12	1,88	47,6	1	0,55	14,0	2,76	70,0	1,62	41,0
0769061633	1"	25,4	16	1,88	47,6	1	0,79	20,0	3,43	87,0	1,50	38,0
0769061642	1"	25,4	16	2,13	54,0	1.1/4	0,79	20,0	3,62	92,0	1,69	43,0
0769062042	1.1/4"	31,8	20	2,13	54,0	1.1/4	1,02	26,0	3,90	99,0	1,77	45,0
0769062048	1.1/4"	31,8	20	2,50	63,5	1.1/2	1,02	26,0	4,26	108,0	2,21	56,0
0769062448	1.1/2"	38,1	24	2,50	63,5	1.1/2	1,18	30,0	4,85	123,0	2,17	55,0
0769062451	1.1/2"	38,1	24	3,13	79,4	2	1,18	30,0	5,00	127,0	2,68	68,0
0769063251	2"	50,8	32	3,13	79,4	2	1,58	40,0	6,11	155,0	2,96	75,0

FLANGE SUPERCAT

FLANGIA SUPERCAT

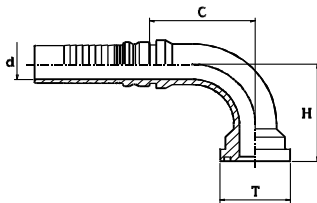


SuperCAT

part nr. codice	hose ID			T			d		cut-off C	
	[in]	[mm]	size	[in]	[mm]	size	[in]	[mm]	[in]	[mm]
0765091227	3/4"	19,0	12	1,63	41,3	3/4	0,55	14,0	2,17	55,0
0765091633	1"	25,4	16	1,88	47,6	1	0,79	20,0	2,44	62,0
0765092042	1.1/4"	31,8	20	2,13	54,0	1.1/4	1,02	26,0	2,80	71,0

FLANGE SUPERCAT 90° ELBOW

FLANGIA 90° SUPERCAT

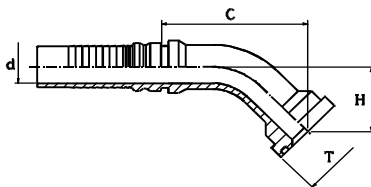


SuperCAT-90

part nr. codice	hose ID			T			d		cut-off C		drop H	
	[in]	[mm]	size	[in]	[mm]	size	[in]	[mm]	[in]	[mm]	[in]	[mm]
0767091227	3/4"	19,0	12	1,63	41,3	3/4	0,55	14,0	2,21	56,0	2,44	62,0
0767091633	1"	25,4	16	1,88	47,6	1	0,79	20,0	2,72	69,0	3,11	79,0
0767092042	1.1/4"	31,8	20	2,13	54,0	1.1/4	1,02	26,0	3,47	88,0	3,39	86,0

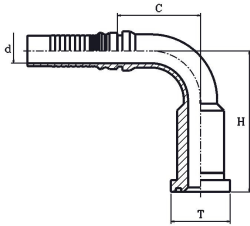
FLANGE SUPERCAT 45° ELBOW

FLANGIA 45° SUPERCAT



SuperCAT-45

part nr. codice	hose ID			T			d		cut-off C		drop H	
	[in]	[mm]	size	[in]	[mm]	size	[in]	[mm]	[in]	[mm]	[in]	[mm]
0769091227	3/4"	19,0	12	1,63	41,3	3/4	0,55	14,0	2,88	73,0	1,18	30,0
0769091633	1"	25,4	16	1,88	47,6	1	0,79	20,0	3,59	91,0	1,73	44,0
0769092042	1.1/4"	31,8	20	2,13	54,0	1.1/4	1,02	26,0	4,18	106,0	2,13	54,0

FLANGE SAE 6000 EXTENDED 90° ELBOW
FLANGIA 90° SAE 6000 EXTENDED


part nr. codice	hose ID			T			d		cut-off C		drop H	
	[in]	[mm]	size	[in]	[mm]	size	[in]	[mm]	[in]	[mm]	[in]	[mm]
0767101227	3/4"	19,0	12	1,63	41,3	3/4	0,55	14,0	2,13	54,0	3,94	100,0
0767121633	1"	25,4	16	1,88	47,6	1	0,79	20,0	2,72	69,0	4,73	120,0
0767112042	1.1/4"	31,8	20	2,13	54,0	1.1/4	1,02	26,0	3,47	88,0	4,53	115,0
0767122042	1.1/4"	31,8	20	2,13	54,0	1.1/4	1,02	26,0	3,47	88,0	4,73	120,0
0767142042	1.1/2"	38,1	20	2,13	54,0	1.1/4	1,02	26,0	3,47	88,0	5,52	140,0
0767142448	1.1/2"	38,1	24	2,50	63,5	1.1/2	1,18	30,0	3,86	98,0	5,52	140,0

> ON REQUEST WE CAN SUPPLY DIFFERENT LENGHTS / SU RICHIESTA POSSIAMO FORNIRE LUNGHEZZE DIVERSE

O-ring for flange must be ordered separately

L'O-ring per le flange deve essere ordinato separatamente.